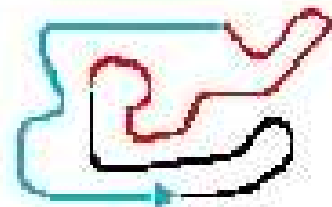




Chp. Ile de France  
Le Mans 25-26 Avril 2015



Document 14.1 OFFICIEL

**KZ2**

Chp.IDF KZ2

Final (FI)

Résultats

Sous réserve du contrôle technique ou d'incidents d'ordre sportif

Clt	N°	Pilote	Club	Chassis	Meilleur S1	Meilleur S2	Meilleur S3	Meilleur tour	Interv.	Ecart	Pénalité points
1 ▲1	3	POULAIN Antoine	Sens-Paris	Sodi	17.816	25.889	19.760	1:03.508			
2 ▼1	5	BESANCENEZ Paolo	Cormeilles	Tony	17.737	26.089	19.893	1:03.927	3.146	3.146	
3 =	199	FRETE Fabrice	Sens-Paris	C.R.G.	17.846	26.128	20.000	1:04.297	6.426	9.572	
4 ▲2	6	BANGUI Naim	Rosny	Kosmic	18.022	26.303	20.270	1:04.786	3.808	13.380	
5 ▲2	12	SAMON Enzo	ACO Paris	Kosmic	17.949	26.196	20.184	1:04.652	2.598	15.978	
6 ▼2	22	MAGNIN Charles	Sens-Paris	Tony	18.123	26.231	20.203	1:04.796	0.537	16.515	
7 ▲1	9	GUEANT Julien	Angerville	Tony	18.159	26.395	20.334	1:05.092	1.091	17.606	
8 ▼3	8	NEUBAUER Thomas	Dourdan	Birel-Art	18.088	26.232	20.067	1:04.811	1.329	18.935	
9 ▲6	2	GASSIN Thibault	Sens-Paris	Birel-Art	18.244	26.254	20.318	1:05.064	0.357	19.292	
10 ▲7	33	ROGER Alexis	Rosny	Birel	17.939	26.448	20.350	1:04.914	4.739	24.031	
11 ▼1	63	MAATOUGUY Adam	Angerville	Alpha	18.170	26.621	20.470	1:05.740	0.537	24.568	
12 ▼1	65	CARDE Emilien	J.B.H.	Kosmic	17.946	26.529	20.309	1:05.148	0.062	24.630	
13 ▲8	1	ROY Maxime	Rosny	Birel-Art	17.995	26.538	20.165	1:04.839	0.232	24.862	
14 ▲4	17	BEDFERT Guillaume	Rosny	Birel-Art	18.290	26.408	20.255	1:05.059	1.057	25.919	
15 ▲5	11	TOUTAIN Benjamin	Dourdan	Birel-Art	18.291	26.310	20.258	1:05.078	0.387	26.306	
16 ▼2	27	MOREL Benoit	Sens		18.398	26.492	20.248	1:05.414	1.908	28.214	
17 ▼1	19	GUERINOT Valentin	Brétigny	Birel-Art	18.376	26.497	20.252	1:05.576	1.336	29.550	
18 ▼5	10	GIMBERT Maxime	J.B.H.	Kosmic	18.296	26.326	20.526	1:05.393	0.590	30.140	
19 ▼10	51	HERBLOT Vincent	Brétigny	Zanardi	18.244	26.766	20.591	1:05.862	0.610	30.750	
20 ▼1	38	OUSPENSKY Sacha	Angerville		18.369	26.752	20.779	1:06.188	2.566	33.316	
21 ▲3	15	MOREAU Maxime	Angerville	Oberon	18.354	26.933	20.693	1:06.527	6.276	39.592	
22 =	16	DECOUARD Damien	Angerville	Oberon	18.889	27.011	20.733	1:07.045	8.105	47.697	
23 =	23	BARBOTTE Jérémy	Angerville	Intrepid	18.324	26.557	20.396	1:05.633	4 Tours	4 Tours	
24 ▼12	21	GUERRA Quentin	Cormeilles						7 Tours	11 Tours	

Tête de course : N°5 BESANCENEZ Paolo (1-1) / N°3 POULAIN Antoine (2-11)

Départ : 26/04 - 17:30:25

Meilleur tour : N°3 POULAIN Antoine 1:03.508


Météo : Nuageux Air : 14°C Piste : Mouillée

Record de l'épreuve : N°5 BESANCENEZ Paolo 51.590



# Chp.Ile de France

## Le Mans 25-26 Avril 2015



**KZ2**

Chp.IDF KZ2

Final (FI)

Tableau des tours


Pour information, sans valeur officielle

	1	2	3	4	5	6	7	8	9	10	11	12	13	14	15	16	17	18	19	20	21	22	23	24
<b>Grille</b>	5	3	199	22	8	6	12	9	51	63	65	<del>23</del>	10	27	2	19	33	17	38	11	1	16	23	15
<b>Départ</b>	5	3	199	22	8	6	9	12	63	51	27	19	17	33	2	11	65	1	10	23	38	15	16	
<b>Tour 1</b> Intervalle	5	3 0.3	199 0.6	8 0.2	22 0.4	6 0.4	12 0.4	9 0.5	63 0.7	2 0.0	51 0.6	11 0.1	33 0.6	65 0.5	17 0.3	15 0.2	23 0.0	10 0.2	19 0.0	27 0.1	1 0.0	38 0.2	16 0.9	
<b>Tour 2</b>	3	5 0.5	199 0.2	8 0.7	22 0.9	6 0.3	12 0.4	9 0.8	2 1.0	63 0.2	11 0.8	51 0.0	65 0.2	33 0.5	17 0.0	23 0.5	15 1.2	1 0.3	10 0.1	27 0.2	19 0.2	38 0.4	16 0.8	
<b>Tour 3</b>	3	5 0.7	199 0.9	8 1.0	22 1.0	6 0.4	12 0.4	9 0.8	2 0.9	63 0.9	65 1.2	51 0.0	17 0.5	33 0.3	23 0.5	11 0.2	1 1.0	15 0.2	27 0.0	10 0.2	19 0.1	38 0.7	16 1.6	
<b>Tour 4</b>	3	5 0.7	199 1.2	8 2.1	6 1.1	12 0.8	22 0.0	9 0.6	2 1.2	63 1.2	51 2.2	65 0.2	17 0.3	23 0.4	33 0.1	11 0.1	1 0.2	27 0.4	10 0.2	19 0.3	38 1.2	15 0.3	16 1.9	
<b>Tour 5</b>	3	5 1.0	199 2.2	8 2.0	6 0.8	12 0.7	22 0.1	9 0.9	2 1.1	63 1.9	65 2.2	51 0.8	17 0.2	33 0.4	23 0.2	1 0.5	10 0.9	11 0.1	27 0.2	19 0.3	38 0.4	15 0.9	16 2.4	
<b>Tour 6</b>	3	5 1.6	199 2.6	8 3.0	6 0.0	12 0.7	22 0.5	9 1.1	2 1.3	63 2.3	65 1.7	51 1.6	33 0.2	17 0.3	1 0.5	23 0.4	11 0.1	10 0.5	27 0.2	19 0.5	38 0.8	15 1.2	16 3.4	
<b>Tour 7</b>	3	5 2.1	199 3.1	6 3.4	8 1.1	22 0.5	12 0.0	9 0.9	2 1.6	63 3.1	65 0.9	33 1.4	51 0.6	17 0.2	1 0.2	11 1.1	27 0.7	<del>23</del> 0.2	19 0.2	10 0.3	38 1.3	15 0.9	16 4.2	
<b>Tour 8</b>	3	5 2.3	199 3.7	6 4.0	12 1.9	22 0.4	8 0.3	9 0.2	2 1.3	63 3.6	65 0.7	33 1.0	1 1.8	17 0.0	51 0.6	11 0.0	27 0.7	19 1.0	10 0.6	38 1.6	15 1.4	16 4.5		
<b>Tour 9</b>	3	5 2.7	199 4.3	6 4.2	12 1.8	22 0.6	9 0.9	8 0.4	2 1.0	63 3.8	65 0.4	33 0.4	1 2.0	17 0.7	11 0.5	27 0.7	51 0.7	19 0.3	10 0.4	38 2.4	15 2.6	16 8.7		
<b>Tour 10</b>	3	5 3.2	199 4.8	6 4.4	12 2.0	22 0.6	9 0.8	8 0.8	2 0.9	63 3.9	33 0.5	65 0.1	1 1.2	17 0.9	11 0.6	27 0.9	19 1.5	10 0.3	51 0.3	38 2.6	15 4.0	16 8.9		
<b>Tour 11</b>	3	5 3.1	199 6.4	6 3.8	12 2.5	22 0.5	9 1.0	8 1.3	2 0.3	33 4.7	63 0.5	65 0.0	1 0.2	17 1.0	11 0.3	27 1.9	19 1.3	10 0.5	51 0.6	38 2.5	15 6.2	16 8.1		



# Chp.Ile de France

## Le Mans 25-26 Avril 2015



# KZ2

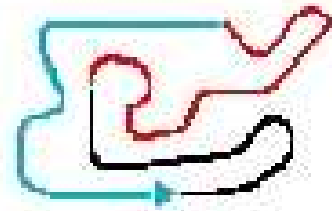
## Chp.IDF KZ2

### Final (FI)

### Analyse des tours

Pour information, sans valeur officielle

Tours	Secteur 1	Secteur 2	Secteur 3	mps au tour	Tours	Secteur 1	Secteur 2	Secteur 3	mps au tour	Tours	Secteur 1	Secteur 2	Secteur 3	mps au tour
<b>N°1 ROY Maxime</b>					<b>N°6 BANGUI Naim</b>					<b>N°11 TOUTAIN Benjamin</b>				
1	22.842	26.912	20.692	1:10.446	11	18.024	26.223	19.908	1:04.155	10	18.490	26.732	20.526	1:05.748
2	18.525	27.553	20.652	1:06.730	1	19.970	26.821	20.270	1:07.061	11	18.459	26.342	21.265	1:06.066
3	18.230	26.968	20.744	1:05.942	2	18.158	26.621	20.437	1:05.216	<b>N°12 SAMON Enzo</b>				
4	18.201	26.726	20.611	1:05.538	3	18.398	26.514	20.295	1:05.207	1	20.202	26.668	20.364	1:07.234
5	19.085	26.937	20.622	1:06.644	4	18.252	26.369	20.359	1:04.980	2	18.102	26.687	20.416	1:05.205
6	18.203	27.032	20.484	1:05.719	5	18.127	26.303	20.356	1:04.786	3	18.200	26.705	20.349	1:05.254
7	18.080	26.842	20.437	1:05.359	6	18.022	26.381	20.421	1:04.824	4	18.233	26.350	20.805	1:05.388
8	18.369	27.071	20.417	1:05.857	7	18.261	26.376	20.300	1:04.937	5	17.949	26.196	20.507	1:04.652
9	18.391	26.538	20.165	1:05.094	8	18.243	26.504	20.620	1:05.367	6	18.082	26.544	20.184	1:04.810
10	17.995	26.658	20.186	1:04.839	9	18.172	26.368	20.475	1:05.015	7	18.391	26.842	20.652	1:05.885
11	18.034	26.841	20.333	1:05.208	10	18.176	26.587	20.294	1:05.057	8	18.153	27.023	20.503	1:05.679
<b>N°2 GASSIN Thibault</b>					<b>N°8 NEUBAUER Thomas</b>					<b>N°15 MOREAU Maxime</b>				
1	19.914	27.309	20.348	1:07.571	1	19.771	26.482	20.067	1:06.320	1	20.512	27.755	21.211	1:09.478
2	18.244	27.214	20.318	1:05.776	2	18.088	26.232	20.491	1:04.811	2	18.674	27.429	20.873	1:06.976
3	18.318	26.309	20.490	1:05.117	3	18.254	26.349	20.451	1:05.054	3	18.354	26.933	21.240	1:06.527
4	18.548	26.476	20.404	1:05.428	4	18.210	26.533	20.581	1:05.324	4	19.320	27.498	21.127	1:07.945
5	18.337	26.254	20.473	1:05.064	5	18.242	26.404	20.376	1:05.022	5	18.758	27.096	21.188	1:07.042
6	18.434	26.598	20.569	1:05.601	6	18.243	26.665	20.709	1:05.617	6	18.651	27.051	20.878	1:06.580
7	18.417	26.544	20.338	1:05.299	7	18.884	26.650	20.580	1:06.114	7	18.815	27.037	20.693	1:06.545
8	18.434	26.565	20.483	1:05.482	8	18.325	27.535	21.145	1:07.005	8	18.687	27.236	21.044	1:06.967
9	18.450	26.650	20.451	1:05.551	9	18.346	27.190	20.558	1:06.094	9	18.918	27.341	21.271	1:07.530
10	18.536	26.639	20.440	1:05.615	10	18.160	27.017	20.516	1:05.693	10	19.003	27.340	21.263	1:07.606
11	18.573	26.703	20.337	1:05.613	11	18.325	26.979	20.908	1:06.212	11	19.037	27.952	21.525	1:08.514
<b>N°3 POULAIN Antoine</b>					<b>N°9 GUEANT Julien</b>					<b>N°16 DECOUARD Damien</b>				
1	19.381	26.561	19.842	1:05.784	1	20.584	26.971	20.449	1:08.004	1	22.464	27.707	21.021	1:11.192
2	17.911	26.230	20.064	1:04.205	2	18.537	26.637	20.367	1:05.541	2	19.521	27.193	20.733	1:07.447
3	18.068	26.043	19.760	1:03.871	3	18.320	26.561	20.334	1:05.215	3	19.000	27.144	20.971	1:07.115
4	17.946	26.021	19.931	1:03.898	4	18.182	26.679	20.345	1:05.206	4	18.889	27.347	20.809	1:07.045
5	17.935	26.053	19.845	1:03.833	5	18.295	26.470	20.392	1:05.157	5	18.927	27.446	21.193	1:07.566
6	17.897	25.928	19.832	1:03.657	6	18.412	26.395	20.523	1:05.330	6	19.384	27.011	21.181	1:07.576
7	17.824	25.889	19.795	1:03.508	7	18.236	26.439	20.417	1:05.092	7	18.981	27.387	20.974	1:07.342
8	17.999	26.043	19.958	1:04.000	8	18.269	26.572	20.918	1:05.759	8	19.049	27.208	21.021	1:07.278
9	17.973	26.041	19.850	1:03.864	9	18.441	26.576	20.400	1:05.417	<b>N°10 GIMBERT Maxime</b>				
10	17.816	26.200	19.892	1:03.908	10	18.159	26.633	20.488	1:05.280	1	20.939	27.850	21.257	1:10.046
11	18.027	26.150	20.053	1:04.230	11	18.473	26.639	20.612	1:05.724	2	18.587	27.542	21.029	1:07.158
<b>N°5 BESANCENEZ Paolo</b>					<b>N°4</b>					<b>N°16</b>				
1	19.437	26.089	20.100	1:05.626	1	18.336	26.828	21.157	1:06.321	1	22.464	27.707	21.021	1:11.192
2	17.810	26.487	20.806	1:05.103	2	18.538	26.569	20.587	1:05.694	2	19.521	27.193	20.733	1:07.447
3	17.787	26.376	19.893	1:04.056	3	18.903	27.269	20.669	1:06.841	3	19.000	27.144	20.971	1:07.115
4	17.752	26.208	19.967	1:03.927	4	18.751	26.564	20.535	1:05.850	4	18.889	27.347	20.809	1:07.045
5	17.737	26.259	20.158	1:04.154	5	18.580	27.707	20.741	1:07.028	5	18.927	27.446	21.193	1:07.566
6	17.894	26.161	20.146	1:04.201	6	19.116	26.443	20.780	1:06.339	6	19.384	27.011	21.181	1:07.576
7	17.809	26.275	19.969	1:04.053	7	18.296	26.326	20.771	1:05.393	7	18.981	27.387	20.974	1:07.342
8	17.912	26.276	20.010	1:04.198	<b>N°10</b>					<b>N°16</b>				
9	17.955	26.128	20.164	1:04.247	1	20.939	27.850	21.257	1:10.046	1	22.464	27.707	21.021	1:11.192
10	17.941	26.294	20.137	1:04.372	2	18.587	27.542	21.029	1:07.158	2	19.521	27.193	20.733	1:07.447



Chp.IDF KZ2

**KZ2**

Final (FI)

Analyse des tours

Pour information, sans valeur officielle

Tours	Secteur 1	Secteur 2	Secteur 3	mps au tour
9	19.191	31.111	21.393	1:11.695
10	19.384	27.334	21.099	1:07.817
11	18.977	27.684	21.004	1:07.665

**N°17 BEDFERT Guillaume**

Tours	Secteur 1	Secteur 2	Secteur 3	mps au tour
1	<b>20.280</b>	<b>28.416</b>	<b>21.397</b>	<b>1:10.093</b>
2	<b>18.290</b>	<b>26.776</b>	<b>20.343</b>	<b>1:05.409</b>
3	18.652	26.930	20.353	1:05.935
4	18.935	27.226	20.514	1:06.675
5	18.970	26.936	20.401	1:06.307
6	18.827	27.296	20.399	1:06.522
7	18.433	<b>26.751</b>	20.390	1:05.574
8	18.569	26.839	20.778	1:06.186
9	18.636	26.903	<b>20.255</b>	1:05.794
10	18.388	<b>26.408</b>	20.263	<b>1:05.059</b>
11	18.396	26.643	20.268	1:05.307

**N°19 GUERINOT Valentin**

Tours	Secteur 1	Secteur 2	Secteur 3	mps au tour
1	<b>20.692</b>	<b>27.913</b>	<b>22.172</b>	<b>1:10.777</b>
2	<b>19.623</b>	<b>26.905</b>	<b>21.001</b>	<b>1:07.529</b>
3	<b>18.665</b>	<b>26.525</b>	<b>20.833</b>	<b>1:06.023</b>
4	18.723	26.587	<b>20.555</b>	<b>1:05.865</b>
5	<b>18.467</b>	27.569	21.215	1:07.251
6	<b>18.455</b>	26.710	20.733	1:05.898
7	<b>18.430</b>	27.230	<b>20.252</b>	1:05.912
8	19.002	<b>26.497</b>	20.513	1:06.012
9	<b>18.376</b>	26.769	20.431	<b>1:05.576</b>
10	18.582	26.590	20.744	1:05.916
11	18.386	26.891	20.517	1:05.794

**N°22 MAGNIN Charles**

Tours	Secteur 1	Secteur 2	Secteur 3	mps au tour
1	<b>19.838</b>	<b>27.015</b>	<b>20.203</b>	<b>1:07.056</b>
2	<b>18.316</b>	<b>26.445</b>	20.497	<b>1:05.258</b>
3	18.379	<b>26.352</b>	20.441	<b>1:05.172</b>
4	18.430	26.782	21.119	1:06.331
5	<b>18.224</b>	<b>26.231</b>	20.341	<b>1:04.796</b>
6	<b>18.123</b>	26.739	20.267	1:05.129
7	18.168	26.713	20.420	1:05.301
8	18.386	27.068	20.712	1:06.166
9	18.211	26.592	20.273	1:05.076
10	18.257	26.446	20.599	1:05.302
11	18.337	26.597	20.587	1:05.521

**N°23 BARBOTTE Jérémy**

Tours	Secteur 1	Secteur 2	Secteur 3	mps au tour
1	<b>21.300</b>	<b>27.265</b>	<b>21.111</b>	<b>1:09.676</b>
2	<b>18.680</b>	<b>26.557</b>	<b>20.396</b>	<b>1:05.633</b>
3	<b>18.324</b>	27.140	20.806	1:06.270
4	19.003	26.654	20.631	1:06.288
5	18.592	27.158	20.823	1:06.573
6	18.632	26.911	21.173	1:06.716
7	18.725	27.639	20.760	1:07.124

**N°27 MOREL Benoit**

Tours	Secteur 1	Secteur 2	Secteur 3	mps au tour
1	<b>20.115</b>	<b>28.121</b>	<b>22.965</b>	<b>1:11.201</b>
2	<b>19.165</b>	<b>27.099</b>	<b>20.939</b>	<b>1:07.203</b>
3	<b>18.402</b>	<b>26.669</b>	<b>20.784</b>	<b>1:05.855</b>
4	<b>18.398</b>	<b>26.536</b>	<b>20.705</b>	<b>1:05.639</b>
5	18.827	27.340	21.300	1:07.467
6	18.698	26.633	<b>20.392</b>	1:05.723
7	18.545	27.158	<b>20.260</b>	1:05.963
8	18.409	<b>26.492</b>	20.557	<b>1:05.458</b>
9	18.595	26.762	<b>20.248</b>	1:05.605
10	18.404	26.553	20.457	<b>1:05.414</b>
11	18.608	26.851	20.530	1:05.989

**N°33 ROGER Alexis**

Tours	Secteur 1	Secteur 2	Secteur 3	mps au tour
1	<b>20.270</b>	<b>27.366</b>	<b>21.395</b>	<b>1:09.031</b>
2	<b>18.257</b>	<b>26.519</b>	21.525	<b>1:06.301</b>
3	<b>18.188</b>	26.985	<b>21.132</b>	1:06.305
4	18.238	27.305	21.419	1:06.962
5	18.665	26.815	<b>20.656</b>	<b>1:06.136</b>
6	<b>18.086</b>	27.022	<b>20.619</b>	<b>1:05.727</b>
7	<b>18.051</b>	26.566	<b>20.350</b>	<b>1:04.967</b>
8	18.099	26.617	20.576	1:05.292
9	<b>17.939</b>	<b>26.448</b>	20.527	<b>1:04.914</b>
10	18.129	26.624	20.673	1:05.426
11	18.275	26.785	20.735	1:05.795

**N°38 OUSPENSKY Sacha**

Tours	Secteur 1	Secteur 2	Secteur 3	mps au tour
1	<b>22.048</b>	<b>27.120</b>	<b>21.178</b>	<b>1:10.346</b>
2	<b>19.431</b>	27.177	<b>20.961</b>	<b>1:07.569</b>
3	<b>18.573</b>	<b>26.955</b>	<b>20.779</b>	<b>1:06.307</b>
4	18.717	<b>26.752</b>	20.866	1:06.335
5	<b>18.532</b>	26.785	21.195	1:06.512
6	<b>18.475</b>	26.789	21.023	<b>1:06.287</b>
7	18.609	26.958	21.199	1:06.766
8	18.700	26.792	21.054	1:06.546
9	18.528	26.816	20.939	<b>1:06.283</b>
10	<b>18.369</b>	26.942	20.877	<b>1:06.188</b>
11	18.627	26.869	20.810	1:06.306

**N°51 HERBLOT Vincent**

Tours	Secteur 1	Secteur 2	Secteur 3	mps au tour
1	<b>20.235</b>	<b>27.769</b>	<b>21.214</b>	<b>1:09.218</b>
2	<b>18.244</b>	<b>26.766</b>	21.230	<b>1:06.240</b>
3	18.514	26.845	<b>20.888</b>	1:06.247
4	18.774	26.876	21.052	1:06.702
5	19.139	26.852	<b>20.656</b>	1:06.647
6	18.586	26.794	20.774	<b>1:06.154</b>
7	18.411	26.860	<b>20.591</b>	<b>1:05.862</b>
8	18.526	27.053	21.505	1:07.084
9	19.001	27.401	20.768	1:07.170
10	18.593	27.224	21.053	1:06.870

Tours	Secteur 1	Secteur 2	Secteur 3	mps au tour
11	18.577	26.946	20.821	1:06.344

**N°63 MAATOUGUY Adam**

Tours	Secteur 1	Secteur 2	Secteur 3	mps au tour
1	<b>20.452</b>	<b>27.394</b>	<b>20.706</b>	<b>1:08.552</b>
2	<b>18.170</b>	<b>27.281</b>	<b>20.647</b>	<b>1:06.098</b>
3	18.363	<b>26.782</b>	20.660	<b>1:05.805</b>
4	18.571	<b>26.621</b>	<b>20.575</b>	<b>1:05.767</b>
5	18.647	26.654	<b>20.470</b>	1:05.771
6	18.692	26.740	20.502	1:05.934
7	18.703	26.657	20.747	1:06.107
8	18.551	26.667	20.757	1:05.975
9	18.498	26.630	20.612	<b>1:05.740</b>
10	18.346	26.798	20.633	1:05.777
11	18.667	27.252	21.008	1:06.927

**N°65 CARDE Emilien**

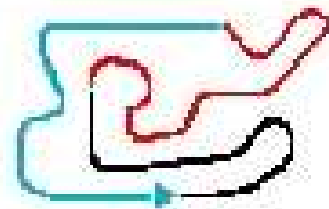
Tours	Secteur 1	Secteur 2	Secteur 3	mps au tour
1	<b>20.662</b>	<b>27.786</b>	<b>20.924</b>	<b>1:09.372</b>
2	<b>17.946</b>	<b>26.598</b>	<b>20.604</b>	<b>1:05.148</b>
3	18.559	26.852	<b>20.503</b>	1:05.914
4	19.012	27.022	20.964	1:06.998
5	18.313	<b>26.529</b>	20.696	1:05.538
6	18.355	26.716	<b>20.309</b>	1:05.380
7	18.342	26.590	20.423	1:05.355
8	18.542	26.757	20.450	1:05.749
9	18.354	26.652	20.482	1:05.488
10	18.402	27.113	20.530	1:06.045
11	18.422	26.993	20.815	1:06.230

**N°199 FRETE Fabrice**

Tours	Secteur 1	Secteur 2	Secteur 3	mps au tour
1	<b>19.898</b>	<b>26.430</b>	<b>20.000</b>	<b>1:06.328</b>
2	<b>17.906</b>	<b>26.128</b>	20.317	<b>1:04.351</b>
3	<b>17.886</b>	26.557	20.265	1:04.708
4	<b>17.846</b>	26.249	20.202	<b>1:04.297</b>
5	18.294	26.659	20.113	1:05.066
6	18.136	26.280	20.249	1:04.665
7	18.075	26.255	20.252	1:04.582
8	18.011	26.593	20.146	1:04.750
9	18.265	26.400	20.185	1:04.850
10	18.106	26.364	20.411	1:04.881
11	18.288	26.575	20.857	1:05.720



Chp.Île de France  
Le Mans 25-26 Avril 2015



Document 13

**KZ2**

Chp.IDF KZ2

Final (FI)

Grille de départ

Sous réserve du contrôle technique ou d'incidents d'ordre sportif

15	MOREAU Maxime	12	23	BARBOTTE Jérémy
16	DECOUARD Damien	11	1	ROY Maxime
11	TOUTAIN Benjamin	10	38	OUSPENSKY Sacha
17	BEDFERT Guillaume	9	33	ROGER Alexis
19	GUERINOT Valentin	8	2	GASSIN Thibault
27	MOREL Benoit	7	10	GIMBERT Maxime
21	GUERRA Quentin	6	65	CARDE Emilien
63	MAATOUGUY Adam	5	51	HERBLOT Vincent
9	GUEANT Julien	4	12	SAMON Enzo
6	BANGUI Naim	3	8	NEUBAUER Thomas
22	MAGNIN Charles	2	199	FRETE Fabrice
3	POULAIN Antoine	1	5	BESANCENEZ Paolo

POLE POSITION

